

# Magnetic field variability in RZ Ari – an evolved M giant

*R. Konstantinova-Antova, A. Lebre,  
M. Auriere, R. Bogdanovski, S. Tsvetkova,  
A. Borisova, P. Mathias, B. Thessore,  
R. Zamanov, S. Boeva*

*XI-th Bulgarian-Serbian Astronomical Meeting, Belogradchik, May 2018*

# Introduction

M giants weren't known to possess magnetic fields. Nevertheless, the theoretical predictions for dynamo operation on the Asymptotic Giant Branch (AGB), (Soker&Zoabi, 2002; Nordhaus et al. 2008, Brandenburg 2002), the data on magnetic activity in such stars were sparse and indirect (Huensch et al. 1998; Karovska et al. 2005; Herpin et al. 2006). We obtained direct Zeeman detections and measured with a high accuracy the longitudinal magnetic field in single M giants (Konstantinova-Antova et al. 2010; 2013; 2014).

**Here we present the results of about 10 years magnetic field study of RZ Ari – a single M giant with fast rotation.**

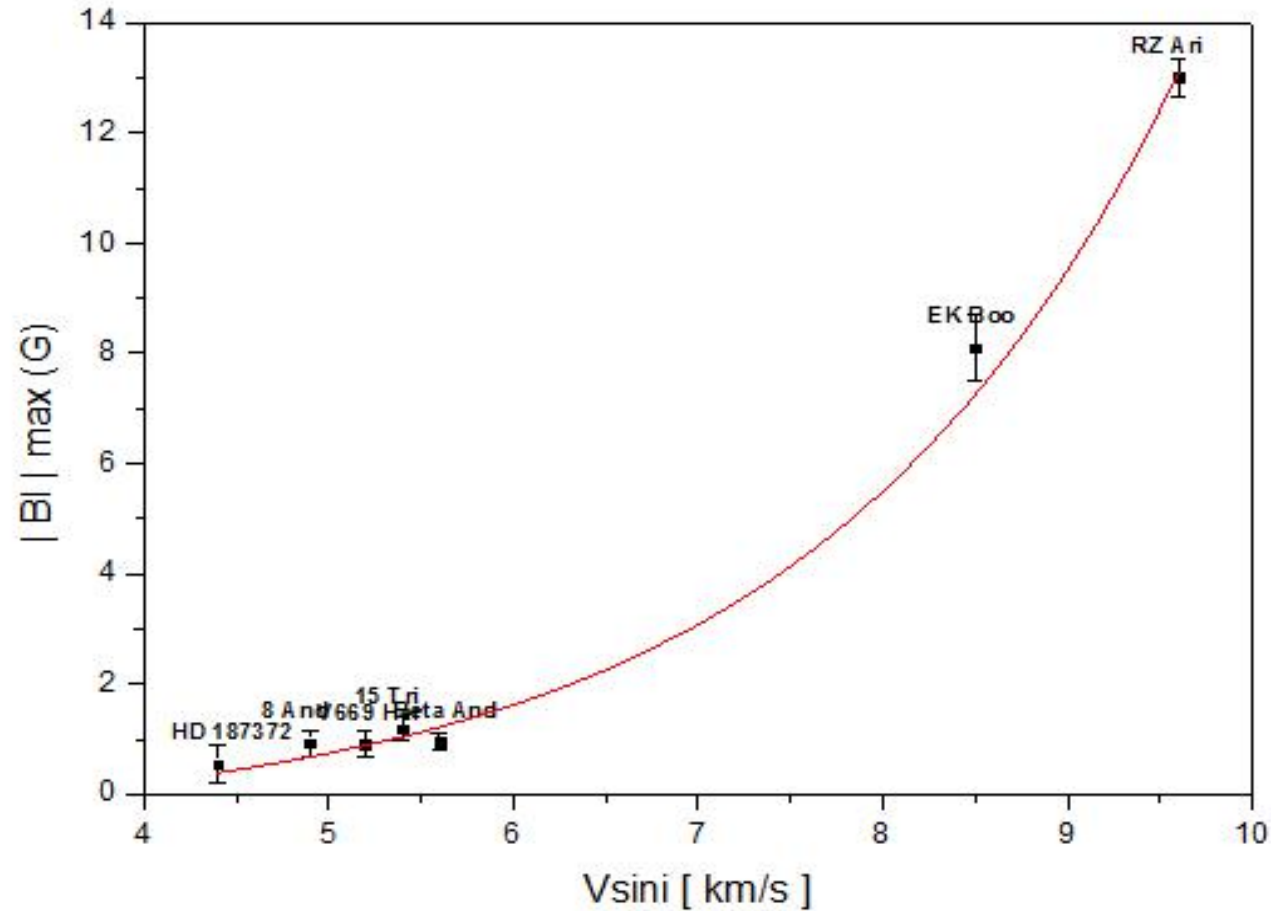
# Our first sample single M giants

The M giants were selected on the basis of their faster rotation (Zamanov et al. 2008) and X-ray emission (Hunsch et al. 1998;2004). These stars were observed with Narval spectropolarimeter since 2008. Data for them are presented below (Konstantinova-Antova et al. 2013).

Star	Other Name	Sp class	vsini km/s	log Lx	Detection	Bl max G	$\sigma$ G
HD130144	EK Boo	M5III	8.5	30.30-31.50	DD	-8.10	0.60
HD6860	beta And	M0III	5.6		DD	-0.95	0.16
HD16058	15 Tri	M3III	5.4	30.80	DD	1.19	0.21
HD18191	RZ Ari	M6III	9.6		DD	13.01	0.33
HD150450	42 Her	M2.5III	2.5	29.41	nd		
HD167006	V669 Her	M3III	5.2		DD	-0.90	0.24
HD184786	V1743 Cyg	M5III	7.8		nd		
HD187372		M2III	4.4	30.64	MD	0.54	0.34
HD219734	8 And	M2III	4.9		MD	-0.93	0.24

**RZ Ari is the star with largest Vsini and strongest MF in our sample!**

# Rotation



Konstantinova-Antova et al. 2013

# Observations and methods

2-m Bernard Lyot Telescope (TBL), Pic du Midi with NARVAL spectropolarimeter (Auriere 2003).

NARVAL was used in polarimetric mode with a spectral resolution of about 65000.

Stokes I (unpolarised) and Stokes V (circular polarization) parameters were obtained.

The extraction of the spectra was performed using Libre-ESpRIT (Donati et al. 1997), a fully automatic reduction package installed at TBL.

For the Zeeman analysis, Least-Squares Deconvolution (LSD, Donati et al. 1997) was applied to all the reduced spectra.

BI is measured on the basis of Stokes V and I profiles (Riess & Semel 1979).

# RZ Ari = HD 18191:

Sp class: M6 III

$T_{\text{eff}}=3450 \text{ K}$ ,  $\log (L/L_{\text{sun}}) = 3.11$

**$V_{\text{sin i}} = 9.6 \text{ km/s}$**

$M \sim 2.2 M_{\text{sun}} \Rightarrow$  either tip RGB or AGB

(Konstantinova-Antova et al. 2010)

# RZ Ari – additional data:

SRb variable star -  $P \sim 50\text{d}$ ;  $LSP \sim 480\text{d}$

(Percy et al. 2008; 2016; Tabur et al. 2009)

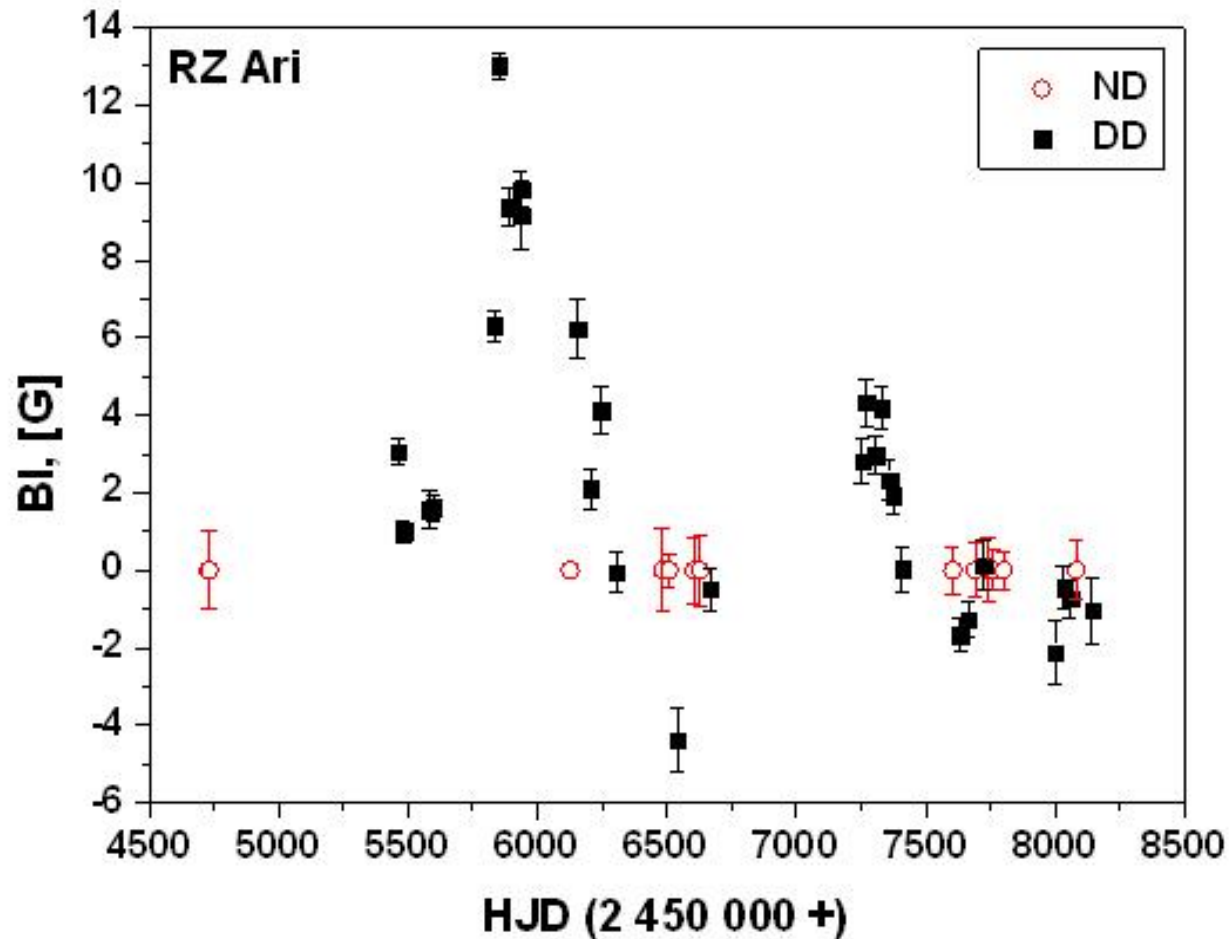
Angular diameter  $d - 0.01022$  arcsec (Richichi et al. 2006)

Distance  $r - 107.76$  pc (Hipparcos; van Leeuwen, 2007)

$R^* = \text{tg}(d/2) \times r = 117.2 R_{\text{sun}}$  – consistent with AGB phase

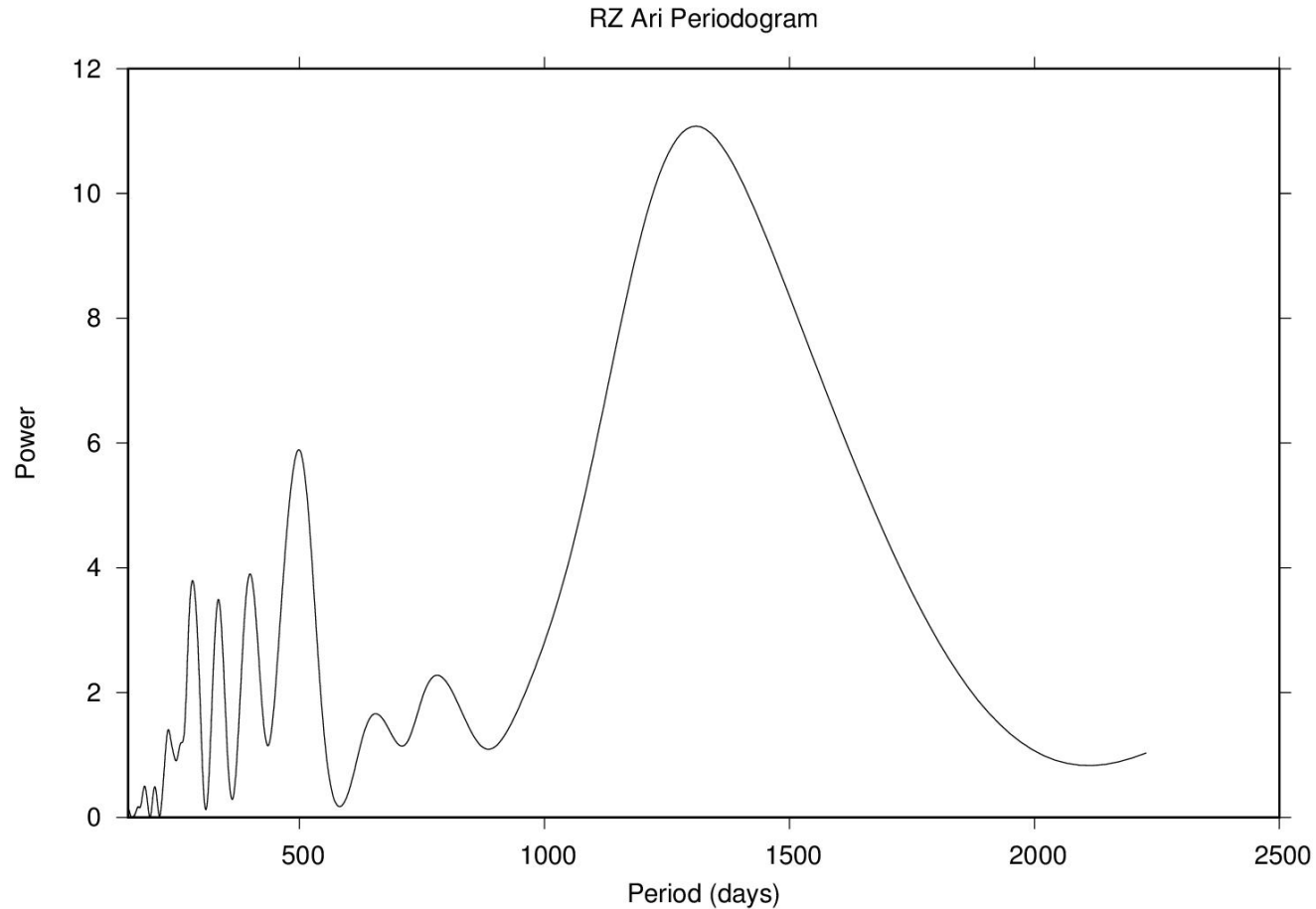
# RZ Ari – BI variability

## Sept. 2008 – Jan. 2018



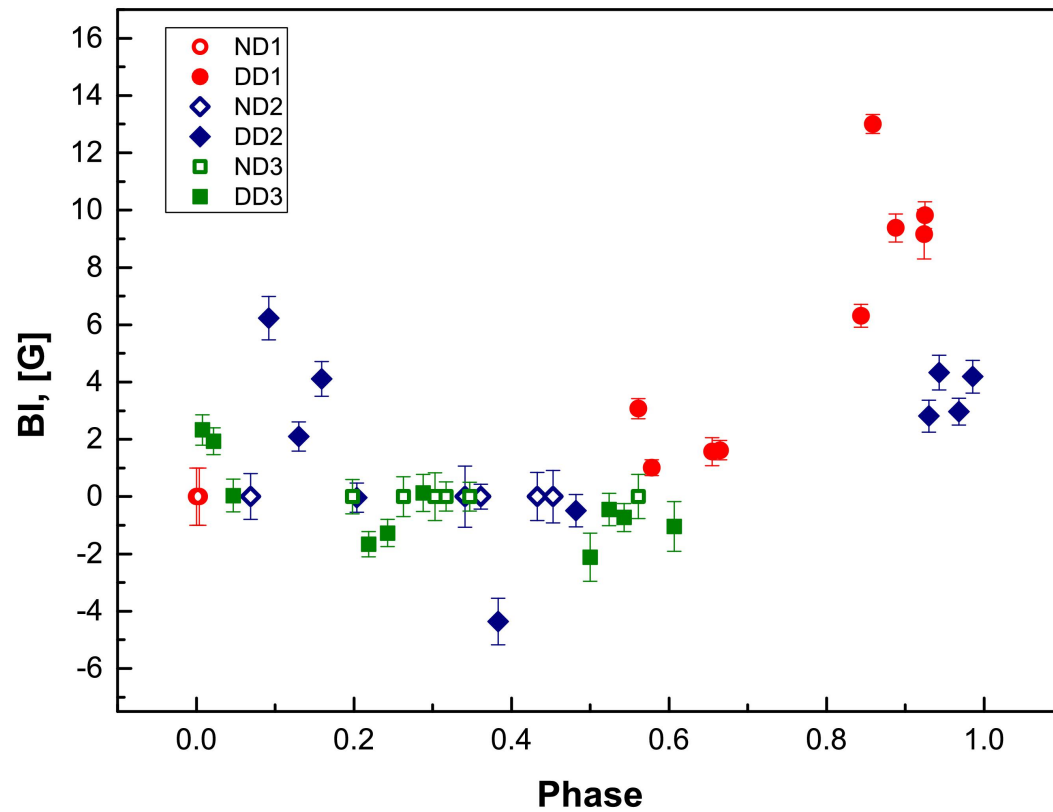


RZ Ari – period: Lomb-Scargle  
1310 days, +85/-73 days, fap 0.3%  
LSP identified: 498d +8/-5d fap 35%



# RZ Ari – phased BI variability:

P= 1310 d



# Future prospects:

- ZDI for RZ Ari
- identification of the LSP contribution to the MF variability;
- further quasi-simultaneous observations – spectropolarimetry + photometry desirable

# Discussion

## 1. Where early AGB stars stand in the context of the MF evolution:

After MS in intermediate mass stars convective envelope begins to develop. MFs are detected in Hertzsprung gap stars, at the base of the RGB and He-burning region on HRD and in tip RGB/ early AGB stars. Two reasons for their MF – either dynamo or Ap star descendants (Konstantinova-Antova et al. 2013; Auriere et al. 2015; Charbonnel et al. 2017).

Later stage – AGB pulsating stars (Mira type star  $\chi$  Cyg, Lebre et al. 2014). Weak MFs near max brightness detected as a result of shock wave propagation

**Work hypothesis:** early AGB stars are a case of transition between pure dynamo generated MF and shock wave compressed one

## 2. What we know about LSP? (Percy et al. 2016)

LSP  $\sim 8.1 \pm 1.3$  times the excited pulsation period

No evidence for more than one LSP in each star

Multicolor photometry showed that LSP color variations are similar to those of pulsation P

The amplitudes vary by a factor of two on a timescale 20-30 LSP

Eventual mechanisms for LSP suggested:

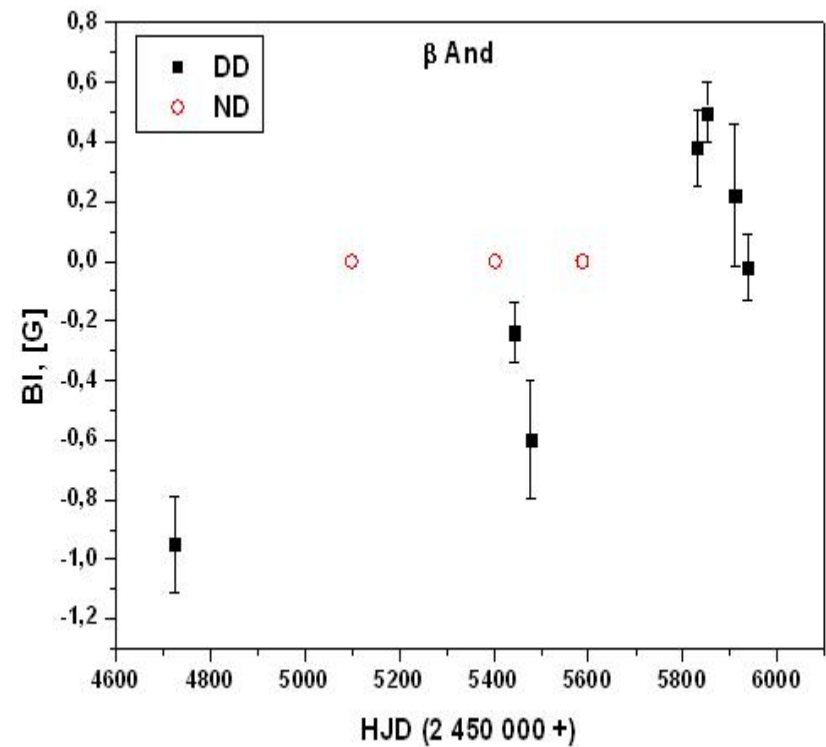
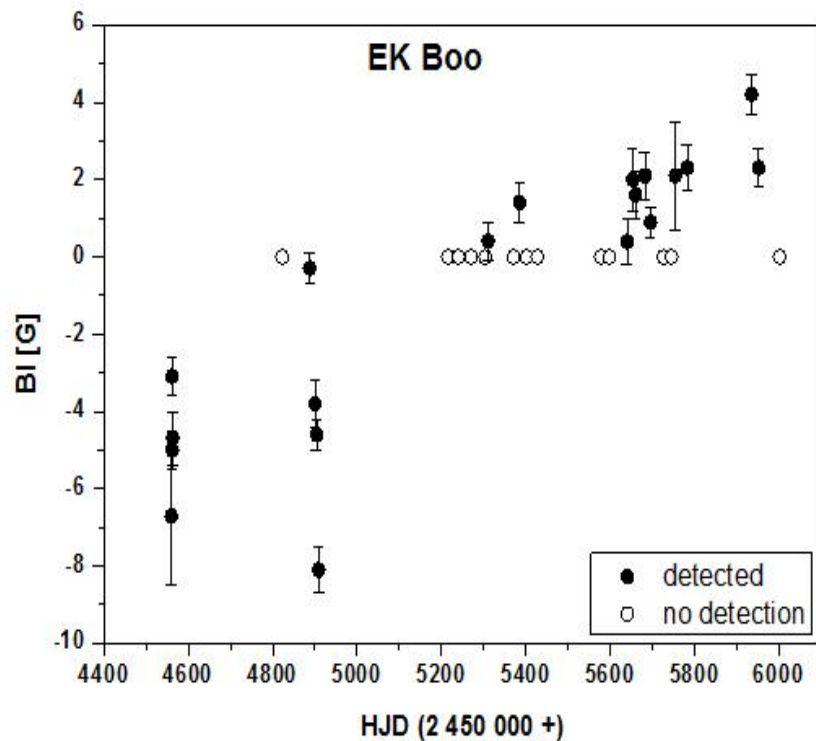
- the turnover of giant convective cells
- oscillatory convective modes
- dusty cloud orbiting the red giant
- rotation modulation due to spots

# •What could be concluded:

- In many cases  $\text{Prot} > \text{LSP}$
- Color variations similar to those in the pulsation
  - Sine shape variability from photometry
- No evidence for giant convective cells in magnetic M giants (contrary to the supergiant Betelgeuse, Auriere et al. 2016; Mathias et al. 2018, in press)
  - RZ Ari not known as binary star
- **Conclusion:** LSP rather possible to be related to the pulsations than other reasons mentioned above

Do we observe an interplay between dynamo  
and pulsations in RZ Ari?

# Long-term variability in other sample stars:





## **Acknowledgements:**

*We thank the TBL team for the service observing. The observations are granted with observational time under two OPTICON projects for semesters 2008B and 2011B, the Bulgarian NSF project DSAB 01/3 in 2010, the EU project BG 051PO001-3.3.06-0047 in 2012 and 2013, and the French PNPS program for the period 2015-2018.*

*R.K.-A., R.B. and S.Ts. acknowledge partial financial support under Bulgarian NSF contract DN 18/2.*



Thank you for your attention!